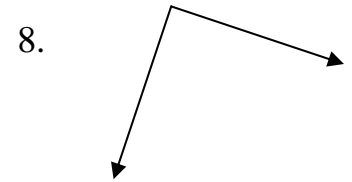
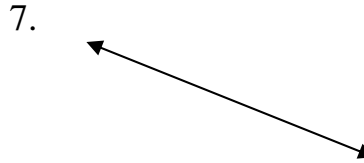

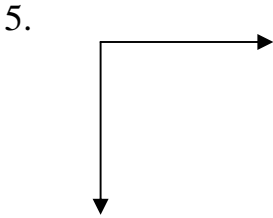

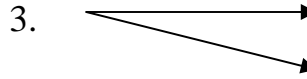
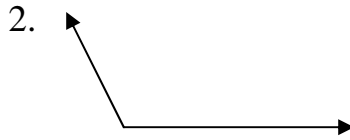
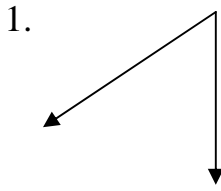
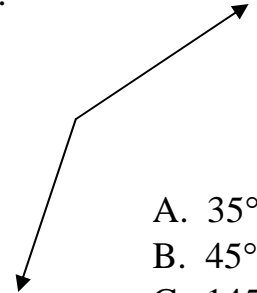
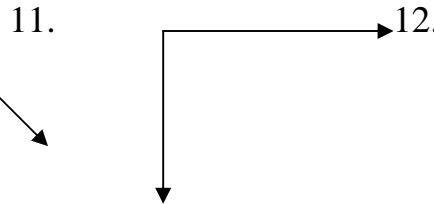

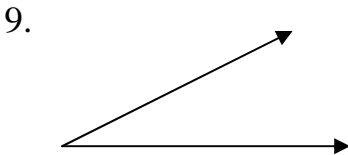


Identify each angle as either acute, right, obtuse or straight



Choose the best measurement, and tell whether each angle is acute, right, obtuse or straight



- A. 25°
- B. 70°
- C. 120°
- D. 180°


- A. 45°
- B. 90°
- C. 135°
- D. 175°

- A. 10°
- B. 23°
- C. 90°
- D. 180°

- A. 35°
- B. 45°
- C. 145°
- D. 180°

Identify each angle represented as acute, right, obtuse or straight

13. The hands on the face of the clock



14. The opening of the scissors



15. The peak of the roof



16. The pointed tip of the pencil

